



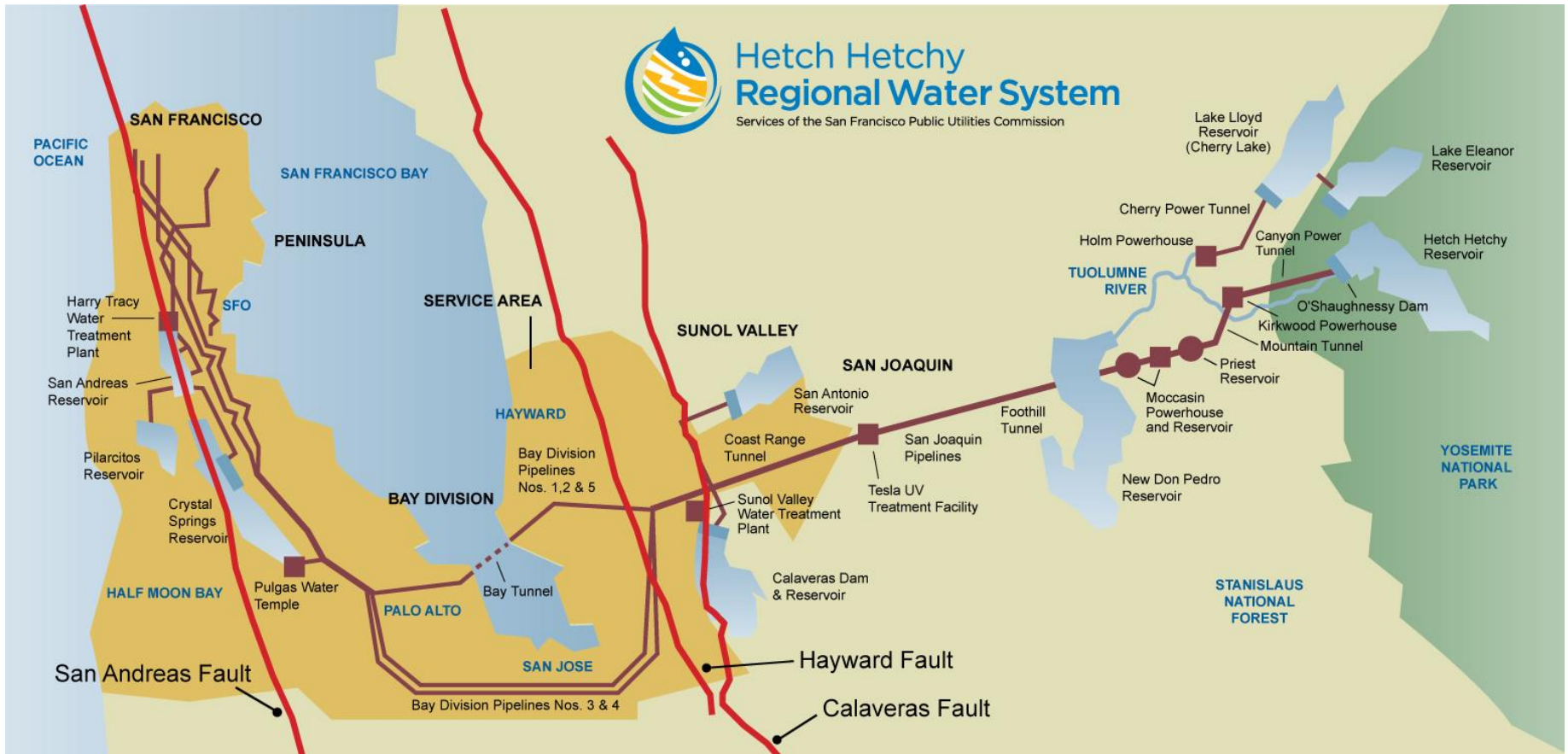
# San Francisco Water Old System, New Challenges

Steven R. Ritchie  
Assistant General Manager, Water  
June, 2019

# Our Water System Spans the Width of California



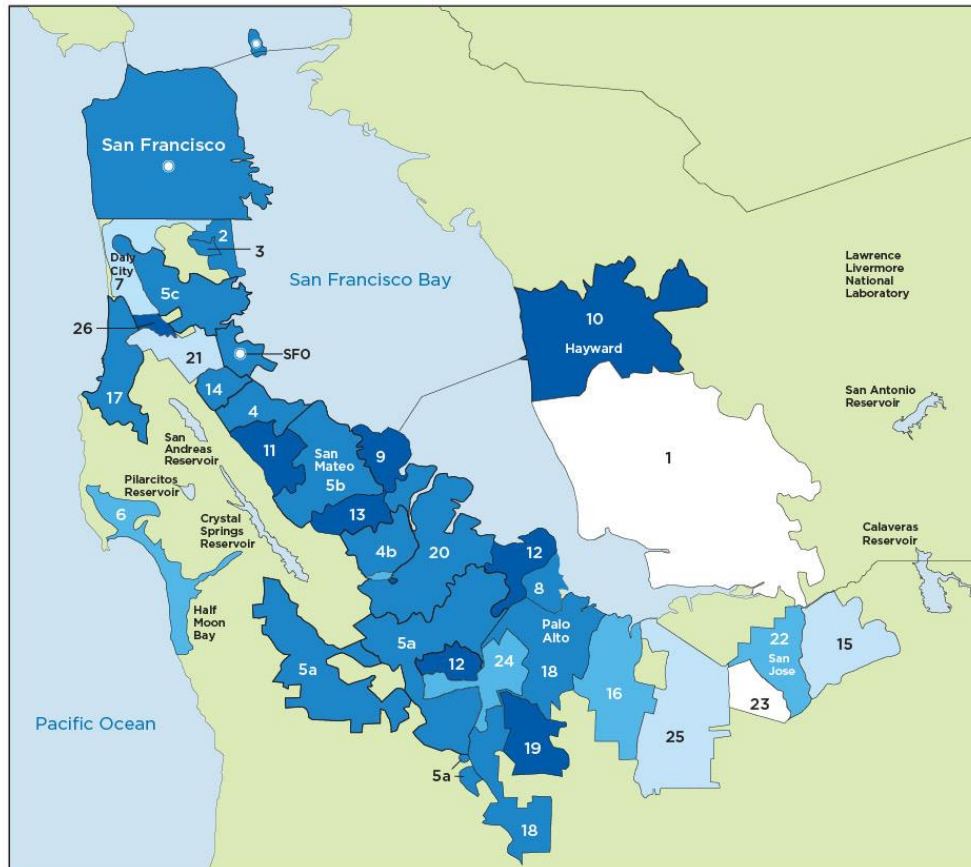
# The Water System Today



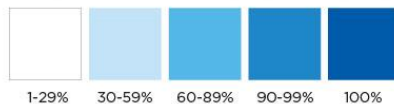
# Our Customers

## Bay Area Reliance on Hetch Hetchy Regional Water System

The Hetch Hetchy Regional Water System supplies high-quality drinking water to over 2.7 million residents and businesses throughout the San Francisco Bay Area. Of the 26 wholesale customers, 20 rely on the Regional System for more than 60% of their drinking water supply.



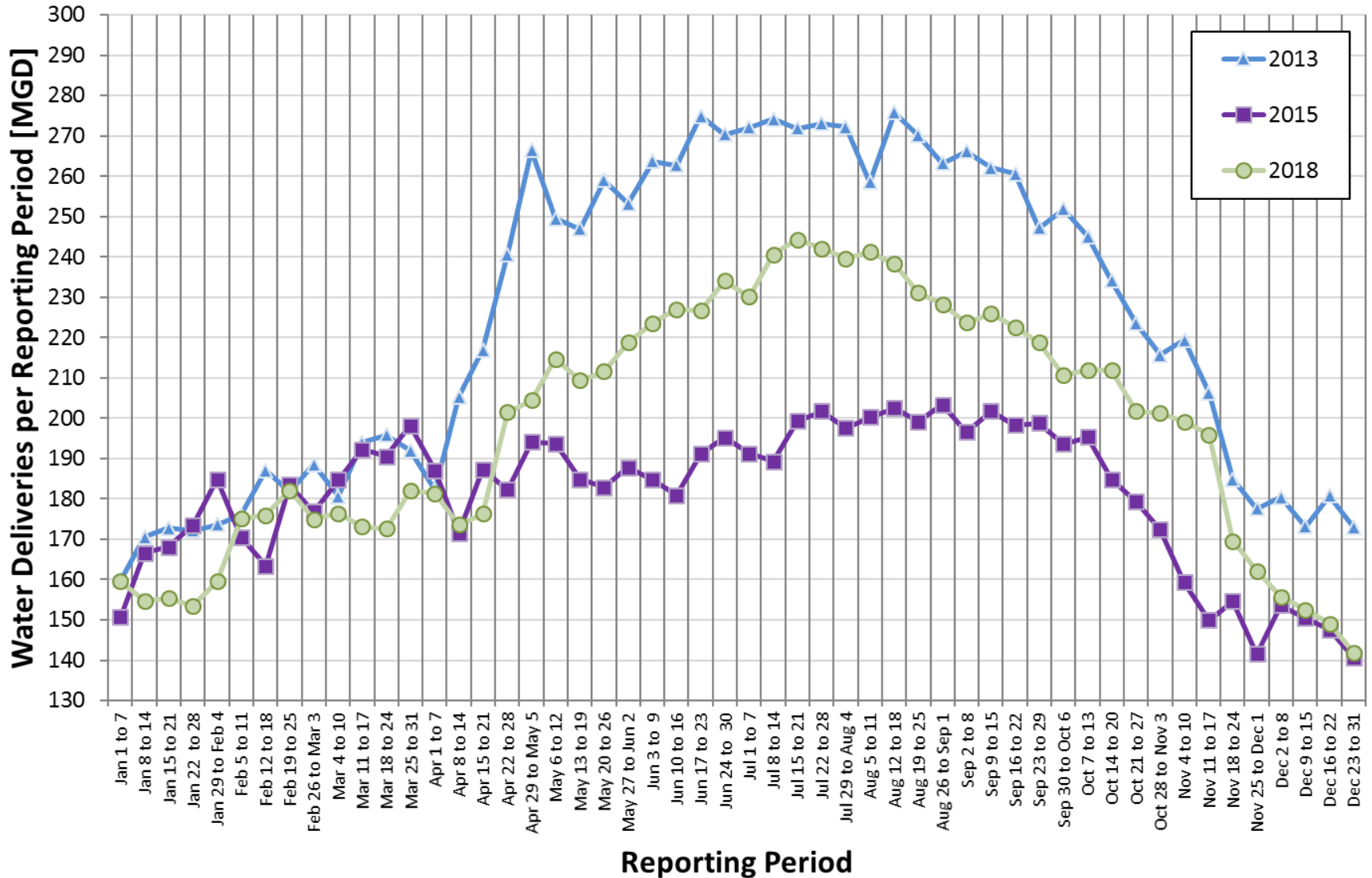
Percentage of Hetch Hetchy Regional Water System to total water supply



#	Service Population	MGD purchased from SFPUC	% of total supply
1	Alameda County Water District - 344,000	7.73	22.5%
2&3	City of Brisbane / Guadalupe Valley Municipal Improvement District - 4,282	0.57	100%
4	City of Burlingame - 32,993	3.67	92.4%
5a	Cal Water Service Co. / Bear Gulch	254,786	95.1%
5b	Cal Water Service Co. / Mid-Peninsula		
5c	Cal Water Service Co. / SSF		
6	Coastside County Water District - 16,668	1.49	82.9%
7	City of Daly City - 108,510	3.39	57.2%
8	East Palo Alto - 29,143	1.57	99.9%
9	Estero Municipal Improvement District - 37,088	3.96	100%
10	City of Hayward - 152,889	13.60	100%
11	Town of Hillsborough - 10,869	2.51	100%
12	City of Menlo Park - 15,342	2.64	100%
13	Mid-Peninsula Water District - 26,730	2.48	100%
14	City of Millbrae - 21,532	2.03	98.8%
15	City of Milpitas - 70,800	5.13	56.1%
16	City of Mountain View - 76,413	7.40	81.4%
17	North Coast County Water District - 40,000	2.79	99.7%
18	City of Palo Alto - 66,152	9.68	92.8%
19	Purissima Hills Water District - 6,140	1.65	100%
20	City of Redwood City - 87,059	7.77	92.4%
21	City of San Bruno - 43,798	1.20	38.2%
22	San Jose Municipal Water System, North - 15,948	4.41	85.3%
23	City of Santa Clara - 120,973	1.87	9.4%
24	Stanford University - 30,486	1.89	66.2%
25	City of Sunnyvale - 148,028	7.94	49.7%
26	Westborough Water District - 13,260	0.77	100%
●	City and County of San Francisco - 859,276	67.7	97%

Source: BAWSCA FY 2014-15 Annual Survey

# Drought and Recovery: 2013, 2015 & 2018



# Plenty of Water in 2019



# Current Big Challenges

- **Federal Energy Regulatory Commission:** Don Pedro Project Relicensing
- **State Water Board:** Bay-Delta Water Quality Control Plan
- **Workforce Development:** Aging workforce and the new generation of workers
- **Climate Change and Extreme Events:** Our new normal



# Current Big Challenges

- **Water Supply**  
**Diversification:** Recycled water, Groundwater, Non-potable ordinance
- **Aging Infrastructure:** \$4.8 billion program did not replace all of the old infrastructure. Post-Oroville regulations and inspections have tightened up on dam safety.
- **Lands Management:**  
Wildfire Mitigation Plans





# Don Pedro FERC Relicensing



- Don Pedro is owned and operated by the Modesto and Turlock Irrigation Districts
- More than a decade long process
- Draft EIS has been released and comments submitted





# Bay-Delta Water Quality Control Plan

---

- The State's plan will have significant impacts on our water supply with uncertain benefits for the Tuolumne River.
- Real benefits can be achieved for the Tuolumne River using smart, functional flows and measures other than flow without undue impacts on our water supply.
- December 12, 2018 the State Water Board adopted the Bay-Delta WQCP Plan Phase 1 Update, but allowed for a voluntary agreement alternative.
- We joined a lawsuit on January 10, 2019 challenging the State's process for the Bay-Delta Plan.
- We have continued to meet with State representatives and others to further develop details of a voluntary agreement alternative.

# Graying of SFPUC's Workforce

---

## SFPUC

- 2400 employees
- 39% eligible to retire in next 5 years

## Water Enterprise

- 1000 employees
- 45% eligible to retire in next 5 years
  - Officials/Administrators - 67%
  - Skilled Trades – 54%

# Succession Planning in the Water Enterprise



# Extreme Events: Moccasin Flood of March 22, 2018



# Auxiliary Spillway Repaired, May 2019



# HETCH HETCHY + LOCAL WATER

**Better together.**

Conservation

Groundwater

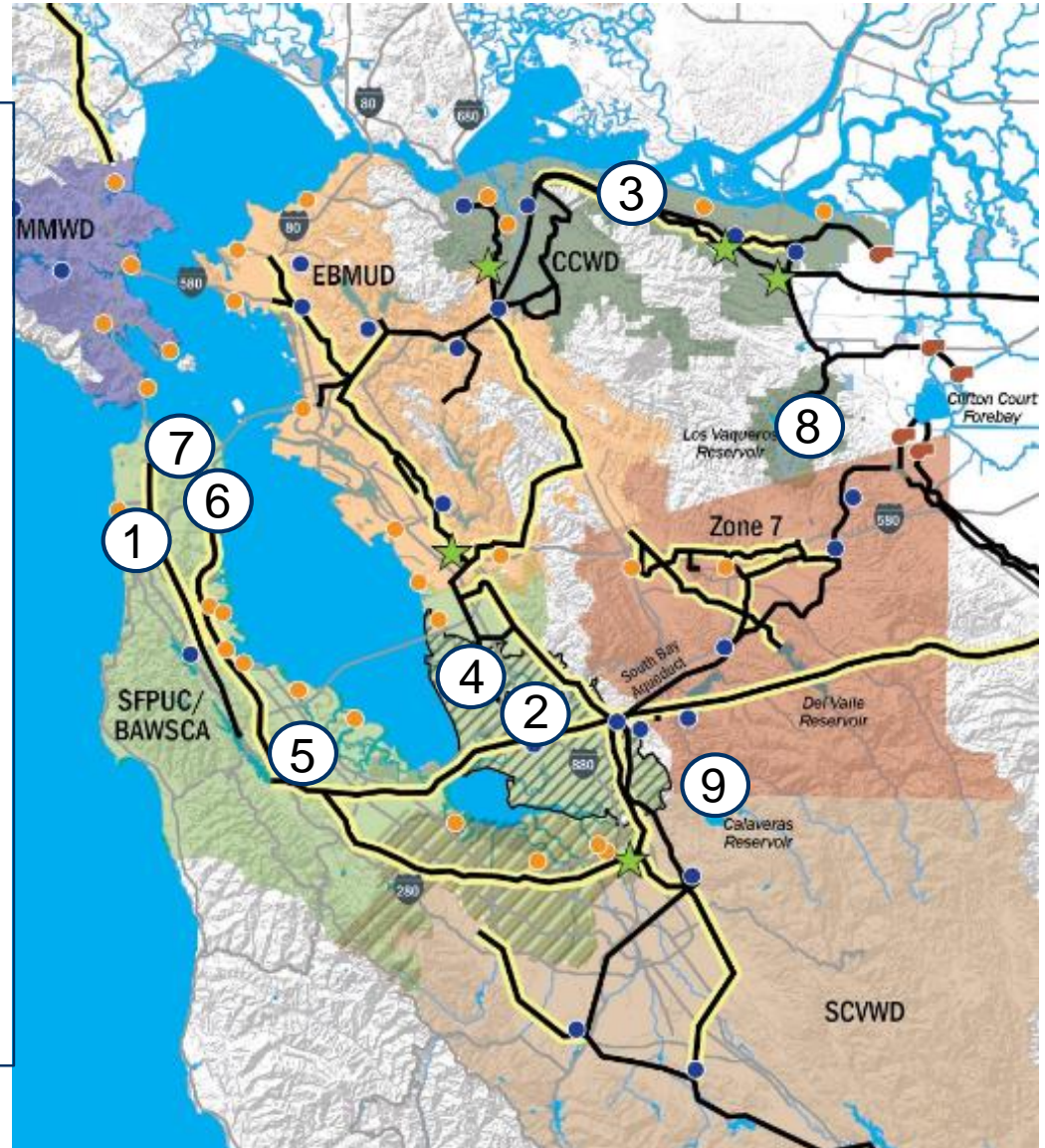
Recycled Water

Non-potable Water

Regional Partnerships

# Potential Water Supply Projects

1. Daly City Recycled Water
2. ACWD Transfer Partnership
3. Brackish Water Desalination
4. ACWD/USD Purified Water
5. Crystal Springs Purified Water
6. SF Eastside Purified Water
7. SF Satellite Recycled Water
8. Los Vaqueros Reservoir Exp.
9. Calaveras Reservoir Exp.






# Calaveras Dam Replacement: Major Improvements, but More To Come



# Land Management and Wildfires

## SF Chronicle: August 28, 2013





What Do Some of Our  
Key Stakeholders Say?

Use Your Resources Wisely!